



Excelbis Labs
1920 E Warner Avenue
Santa Ana, CA 92705

(714) 987-2095
http://excelbislabs.com
Lic#

Tigre

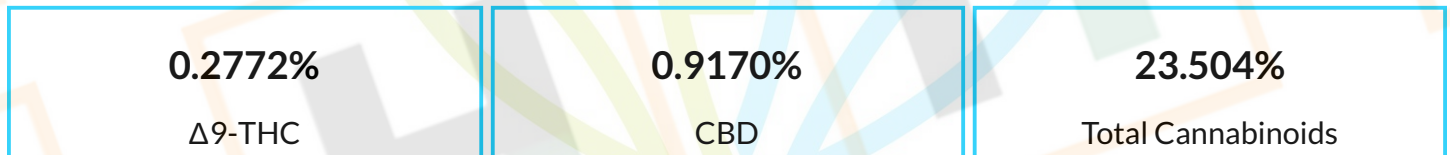
| | | |
|-------------------------------------|------------------------------|-----------------------------|
| Sample ID: 2604EXL2684.11024 | Produced: | Client |
| Strain: Tigre | Collected: | Hemp Supply Prime |
| Matrix: Plant | Received: | Lic. # |
| Type: Flower - Cured | Completed: 04/02/2026 | 516 D River Hwy #351 |
| Sample Size: ; Batch: | Batch#: 20260331-03 | Mooreville, NC 28115 |

Summary

| Test | Date Tested | Result |
|-----------------|-------------|----------|
| Batch | | Pass |
| Cannabinoids | | Complete |
| Heavy Metals | | Pass |
| Microbials | | Pass |
| Mycotoxins | | Pass |
| GCMS Pesticides | | Pass |
| LCMS Pesticides | | Pass |

Cannabinoids


Complete



| Analyte | LOD | LOQ | Result | Result |
|------------------|-------|-------|---------------|----------------|
| | mg/g | mg/g | % | mg/g |
| CBC | 0.009 | 0.025 | ND | ND |
| CBD | 0.025 | 0.050 | 0.9170 | 9.170 |
| CBDa | 0.019 | 0.050 | ND | ND |
| CBG | 0.025 | 0.050 | 2.1920 | 21.920 |
| CBN | 0.009 | 0.025 | 0.6918 | 6.918 |
| Δ8-THC | 0.019 | 0.050 | ND | ND |
| Δ9-THC | 0.019 | 0.050 | 0.2772 | 2.772 |
| THCa | 0.013 | 0.025 | 22.1510 | 221.510 |
| THCV | 0.025 | 0.050 | ND | ND |
| Total THC | | | 19.704 | 197.036 |
| Total CBD | | | 0.917 | 9.170 |
| Total CBG | | | 2.192 | 21.920 |
| Total | | | 23.504 | 235.044 |

Date Tested:

Total THC = THCa * 0.877 + Δ9-THC + Δ8 THC; Total CBD = CBDa * 0.877 + CBD; Total CBG = CBGa * 0.877 + CBG.
Total Cannabinoids = Total THC + Total CBD + Total CBG + minor cannabinoids.
Cannabinoids: HPLC, SOP-004
Water Activity: Water Activity Meter, SOP-012
Moisture Content: Moisture Analyzer, SOP-011
Foreign Matter: Visual Inspection, SOP-001



Scott A. Robertson

Scott Robertson
Lab Director
04/02/2026

Confident LIMS
All Rights Reserved
coa.support@confidentlims.com
(866) 506-5866
www.confidentlims.com



ND = Not Detected, NR = Not Reported, LOD = Limit of Detection, LOQ = Limit of Quantitation. This product has been tested by Excelbis Labs LLC using valid testing methodologies and a quality system as required by state law. All LQC samples were performed and met the prescribed acceptance criteria in 16 CCR section 5730, pursuant to 16 CCR section 5726(e)(13). Values reported relate only to the product tested. Excelbis Labs LLC makes no claims as to the efficacy, safety or other risks associated with any detected or non-detected levels of any compounds reported herein. This Certificate shall not be reproduced except in full, without the written approval of Excelbis Labs LLC. This Certificate of Analysis is limited to the sample tested in a batch. This Certificate does not make any representation or warranty for all Products within the tested Batch.



Excelbis Labs
1920 E Warner Avenue
Santa Ana, CA 92705

(714) 987-2095
http://excelbislabs.com
Lic#

Tigre

| | | |
|-------------------------------------|------------------------------|-----------------------------|
| Sample ID: 2604EXL2684.11024 | Produced: | Client |
| Strain: Tigre | Collected: | Hemp Supply Prime |
| Matrix: Plant | Received: | Lic. # |
| Type: Flower - Cured | Completed: 04/02/2026 | 516 D River Hwy #351 |
| Sample Size: ; Batch: | Batch#: 20260331-03 | Mooreville, NC 28115 |

GC Pesticides

Pass

| Analyte | LOD | LOQ | Limit | Conc. | Status |
|--------------------------------------|-------|-------|-------|-------|--------|
| | µg/g | µg/g | µg/g | µg/g | |
| Captan | 0.054 | 0.097 | 0.7 | ND | Pass |
| Chlordane (trans + cis) | 0.058 | 0.098 | 0.058 | ND | Pass |
| Chlorfenapyr | 0.056 | 0.097 | 0.056 | ND | Pass |
| Cyfluthrin | 0.052 | 0.097 | 2 | ND | Pass |
| Cypermethrin | 0.054 | 0.097 | 1 | ND | Pass |
| Parathion Methyl | 0.039 | 0.097 | 0.039 | ND | Pass |
| Pentachloronitrobenzene (Quintozene) | 0.062 | 0.097 | 0.1 | ND | Pass |

Mycotoxins

Pass

| Analytes | LOD | LOQ | Limit | Conc. | Status |
|------------------|---------|---------|-------|-------|--------|
| | µg/kg | µg/kg | µg/kg | µg/kg | |
| Aflatoxin B1 | 4.0000 | 5.0000 | | ND | Tested |
| Aflatoxin B2 | 4.0000 | 5.0000 | | ND | Tested |
| Aflatoxin G1 | 4.0000 | 5.0000 | | ND | Tested |
| Aflatoxin G2 | 4.0000 | 5.0000 | | ND | Tested |
| Ochratoxin A | 10.0000 | 16.0000 | 20 | ND | Pass |
| Total Aflatoxins | | | 20 | ND | Pass |

Microbials

Pass

| Analyte | Limit | Detected / Not Detected | Status |
|-------------------------------|-------|-------------------------|--------|
| | RFU/g | RFU/g | |
| Aspergillus flavus | 0 | Not Detected | Pass |
| Aspergillus fumigatus | 0 | Not Detected | Pass |
| Aspergillus niger | 0 | Not Detected | Pass |
| Aspergillus terreus | 0 | Not Detected | Pass |
| Shiga toxin-producing E. Coli | 0 | Not Detected | Pass |
| Salmonella SPP | 0 | Not Detected | Pass |
| Yeast & Mold | 0 | Not Detected | Pass |

Heavy Metals

Pass

| Analyte | LOD | LOQ | Limit | Conc. | Status |
|---------|---------|-------|-------|-------|--------|
| | µg/g | µg/g | µg/g | µg/g | |
| Arsenic | 0.0150 | 0.05 | 0.2 | ND | Pass |
| Cadmium | 0.0113 | 0.05 | 0.2 | ND | Pass |
| Lead | 0.00615 | 0.05 | 0.5 | ND | Pass |
| Mercury | 0.00126 | 0.005 | 0.1 | ND | Pass |

GCMS Date Tested:
Pesticides: GC-MS/MS, GCMS Method SOP-006
LCMS Date Tested:
Mycotoxins Footnote: Mycotoxins: LC-MS/MS, LCMS Method LCP-SOP-001
Microbial Date Tested:
Microbials Footnote: Microbial: SOP-010
RFU = Relative Fluorescence Units
Heavy Metals Date Tested:
Heavy Metals: Heavy Metals: ICP-MS, SOP-007



Accreditation #128081
ISO/IEC 17025:2017

Scott A. Robertson

Scott Robertson
Lab Director
04/02/2026

Confident LIMS
All Rights Reserved
coa.support@confidentlims.com
(866) 506-5866
www.confidentlims.com



ND = Not Detected, NR = Not Reported, LOD = Limit of Detection, LOQ = Limit of Quantitation. This product has been tested by Excelbis Labs LLC using valid testing methodologies and a quality system as required by state law. All LQC samples were performed and met the prescribed acceptance criteria in 16 CCR section 5730, pursuant to 16 CCR section 5726(e)(13). Values reported relate only to the product tested. Excelbis Labs LLC makes no claims as to the efficacy, safety or other risks associated with any detected or non-detected levels of any compounds reported herein. This Certificate shall not be reproduced except in full, without the written approval of Excelbis Labs LLC. This Certificate of Analysis is limited to the sample tested in a batch. This Certificate does not make any representation or warranty for all Products within the tested Batch.



Excelbis Labs
1920 E Warner Avenue
Santa Ana, CA 92705

(714) 987-2095
http://excelbislabs.com
Lic#

Tigre

Sample ID: 2604EXL2684.11024
Strain: Tigre
Matrix: Plant
Type: Flower - Cured
Sample Size: ; Batch:

Produced:
Collected:
Received:
Completed: 04/02/2026
Batch#: 20260331-03


Client
Hemp Supply Prime
Lic. #
516 D River Hwy #351
Mooresville, NC 28115

LC Pesticides

Pass

| Analyte | LOD | LOQ | Limit | Result | Status | Analyte | LOD | LOQ | Limit | Result | Status |
|-----------------------|-------|-------|-------|--------|--------|---|--------|-------|-------|--------|--------|
| | µg/g | µg/g | µg/g | µg/g | | | µg/g | µg/g | µg/g | µg/g | |
| Abamectin | 0.043 | 0.097 | 0.1 | ND | Pass | Imazalil | 0.029 | 0.097 | 0.029 | ND | Pass |
| Acephate | 0.019 | 0.097 | 0.1 | ND | Pass | Imidacloprid | 0.021 | 0.097 | 5 | ND | Pass |
| Acequinocyl | 0.031 | 0.097 | 0.1 | ND | Pass | Kresoxim Methyl | 0.045 | 0.097 | 0.1 | ND | Pass |
| Acetamiprid | 0.023 | 0.097 | 0.1 | ND | Pass | Malathion | 0.027 | 0.097 | 0.5 | ND | Pass |
| Aldicarb | 0.029 | 0.097 | 0.029 | ND | Pass | Metalaxyl | 0.029 | 0.097 | 2 | ND | Pass |
| Azoxystrobin | 0.025 | 0.097 | 0.1 | ND | Pass | Methiocarb | 0.029 | 0.097 | 0.029 | ND | Pass |
| Bifenazate | 0.031 | 0.097 | 0.1 | ND | Pass | Methomyl | 0.029 | 0.097 | 1 | ND | Pass |
| Bifenthrin | 0.033 | 0.097 | 3 | ND | Pass | Mevinphos | 0.033 | 0.1 | 0.033 | ND | Pass |
| Boscalid | 0.021 | 0.097 | 0.1 | ND | Pass | Myclobutanil | 0.047 | 0.097 | 0.1 | ND | Pass |
| Carbaryl | 0.025 | 0.097 | 0.5 | ND | Pass | Naled | 0.033 | 0.097 | 0.1 | ND | Pass |
| Carbofuran | 0.033 | 0.097 | 0.033 | ND | Pass | Oxamyl | 0.021 | 0.097 | 0.5 | ND | Pass |
| Chlorantraniliprole | 0.025 | 0.097 | 10 | ND | Pass | Pacllobutrazol | 0.027 | 0.097 | 0.027 | ND | Pass |
| Chlorpyrifos | 0.019 | 0.097 | 0.019 | ND | Pass | Permethrin (trans + cis) | 0.033 | 0.1 | 0.5 | ND | Pass |
| Clofentezine | 0.035 | 0.097 | 0.1 | ND | Pass | Phosmet | 0.051 | 0.097 | 0.1 | ND | Pass |
| Coumaphos | 0.039 | 0.097 | 0.039 | ND | Pass | Piperonyl Butoxide | 0.037 | 0.097 | 3 | ND | Pass |
| Daminozide | 0.019 | 0.097 | 0.019 | ND | Pass | Prallethrin | 0.047 | 0.097 | 0.1 | ND | Pass |
| Diazinon | 0.031 | 0.097 | 0.1 | ND | Pass | Propiconazole | 0.023 | 0.097 | 0.1 | ND | Pass |
| Dichlorvos | 0.06 | 0.097 | 0.06 | ND | Pass | Propoxur | 0.027 | 0.097 | 0.027 | ND | Pass |
| Dimethoate | 0.027 | 0.097 | 0.027 | ND | Pass | Pyrethrins (Cinerin + Jasmolin + Pyrethrin) | 0.0133 | 0.04 | 0.5 | ND | Pass |
| Dimethomorph (I + II) | 0.033 | 0.1 | 2 | ND | Pass | Pyridaben | 0.033 | 0.1 | 0.1 | ND | Pass |
| Ethoprophos | 0.023 | 0.097 | 0.023 | ND | Pass | Spinetoram (J + L) | 0.033 | 0.1 | 0.1 | ND | Pass |
| Etofenprox | 0.041 | 0.097 | 0.041 | ND | Pass | Spinosyn (A + D) | 0.033 | 0.1 | 0.1 | ND | Pass |
| Etoxazole | 0.027 | 0.097 | 0.1 | ND | Pass | Spiromesifen | 0.047 | 0.097 | 0.1 | ND | Pass |
| Fenhexamid | 0.031 | 0.097 | 0.1 | ND | Pass | Spirotetramat | 0.019 | 0.097 | 0.1 | ND | Pass |
| Fenoxycarb | 0.041 | 0.097 | 0.041 | ND | Pass | Spiroxamine | 0.025 | 0.097 | 0.025 | ND | Pass |
| Fenpyroximate | 0.023 | 0.097 | 0.1 | ND | Pass | Tebuconazole | 0.027 | 0.097 | 0.1 | ND | Pass |
| Fipronil | 0.037 | 0.097 | 0.037 | ND | Pass | Thiacloprid | 0.033 | 0.097 | 0.033 | ND | Pass |
| Flonicamid | 0.039 | 0.097 | 0.1 | ND | Pass | Thiamethoxam | 0.027 | 0.097 | 5 | ND | Pass |
| Fludioxonil | 0.029 | 0.097 | 0.1 | ND | Pass | Trifloxystrobin | 0.037 | 0.097 | 0.1 | ND | Pass |
| Hexythiazox | 0.043 | 0.097 | 0.1 | ND | Pass | | | | | | |

LCMS Date Tested:
Pesticides: LC-MS/MS. LCMS Method SOP-005



Scott A. Robertson

Scott Robertson
Lab Director
04/02/2026

Confident LIMS
All Rights Reserved
coa.support@confidentlims.com
(866) 506-5866
www.confidentlims.com



ND = Not Detected, NR = Not Reported, LOD = Limit of Detection, LOQ = Limit of Quantitation. This product has been tested by Excelbis Labs LLC using valid testing methodologies and a quality system as required by state law. All LQC samples were performed and met the prescribed acceptance criteria in 16 CCR section 5730, pursuant to 16 CCR section 5726(e)(13). Values reported relate only to the product tested. Excelbis Labs LLC makes no claims as to the efficacy, safety or other risks associated with any detected or non-detected levels of any compounds reported herein. This Certificate shall not be reproduced except in full, without the written approval of Excelbis Labs LLC. This Certificate of Analysis is limited to the sample tested in a batch. This Certificate does not make any representation or warranty for all Products within the tested Batch.